

Tep :
Kòrda hasi esaki huntú
ku un mayor.

BAN TRAHA wega di memoria

PASO 1

PRENT

Download i prent e dokumento di wega di memoria.

PASO 2

MARKA I KLÙR

Marka ku un steft rondó di e dibuho i klùr esaki.

PASO 3

KÒRTA

Kòrta kada kuadrángulo individual.

PASO 4

KARTOLINA

Usa bo linial pa traha e kuadrángulo i kòrta esaki.

PASO 5


PLAK

Plak e kuadrángulo di e dibuho ku esun di bo kartolina i lag'é seka bon.

PASO 6

BAN DIBERTÍ

Dibertí ku bo propio wega di memoria.













Klùr, Kòrta i Plak ku Èni



Wega di memoria

BO MESTER DI:

- Pòtlot di kólo / Steft
- Skèr
- Linial
- Leim
- Pòtlot òf pen pa marka
- Kartolina













Klùr, Kòrta i Plak ku Èni



Wega di memoria

BO MESTER DI:

- Pòtlot di kólo / Steft
- Skèr
- Linial
- Leim
- Pòtlot òf pen pa marka
- Kartolina





Klùr, Kòrta i Plak ku Èni



Wega di memoria

BO MESTER DI:

- Pòtlot di kólo / Steft
- Skèr
- Linial
- Leim
- Pòtlot òf pen pa marka
- Kartolina

