

**Tip:**  
Corda haci esaki hunto  
cu un mayor.

# BAN TRAHA wega di memoria

## PASO 1

### PRINT

Download y print e documento di wega di memoria.

## PASO 2

### MARCA Y KLEUR

Marca cu un stift rondo di e dibuho y kleur esaki.

## PASO 3

### CORTA

Corta cada cuadra individual.

## PASO 4

### CARTOLINA

Uza bo liniaal pa traha e cuadra y corta esaki.

## PASO 5


### PLAK

Plak e cuadra di e dibuho cu esun di bo cartolina y lag'e seca bon.

## PASO 6

### BAN DIBERTI

Diberti cu bo propio wega di memoria.













# Kleur, Corta y Plak cu Èni



## Wega di memoria

### BO MESTER DI:

- Kleurpotlood / Stift
- Sker
- Linaal
- Lijm
- Potlood of pen pa marca
- Cartolina













# Kleur, Corta y Plak cu Èni



## Wega di memoria

### BO MESTER DI:

- Kleurpotlood / Stift
- Sker
- Linaal
- Lijm
- Potlood of pen pa marca
- Cartolina





# Kleur, Corta y Plak cu Èni



## Wega di memoria

### BO MESTER DI:

- Kleurpotlood / Stift
- Sker
- Linaal
- Lijm
- Potlood of pen pa marca
- Cartolina

